




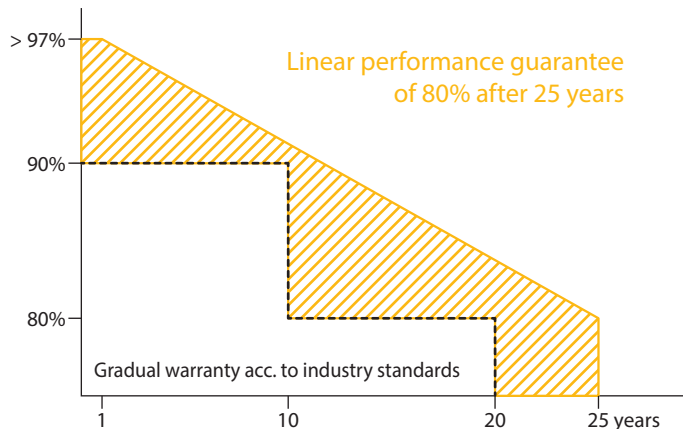
BAUER SOLARTECHNIK **PERFORMANCE** BS-108M10HB 400 - 410 W

MONOCRYSTALLINE HALF-CELL MODULE



BAUER guarantees a minimum performance value of 80% after 25 years for the **PERFORMANCE** glass-foil solar modules.

A comparison of **BAUER** glass-foil solar modules performance guarantee to conventional glass-foil modules according to industry standards:



PID TEST

The solar cells of this module are tested for Potential-induced Degradation (PID)



CERTIFICATION

Constant in-house quality controls - certified several times over by accredited inspection bodies



HALF-CELL TECHNOLOGY

Double the amount of cells on the same surface area reduces power loss in case of e.g. shadowing



GERMAN GUARANTOR

If necessary, it is guaranteed that a German company takes over any claim settlements



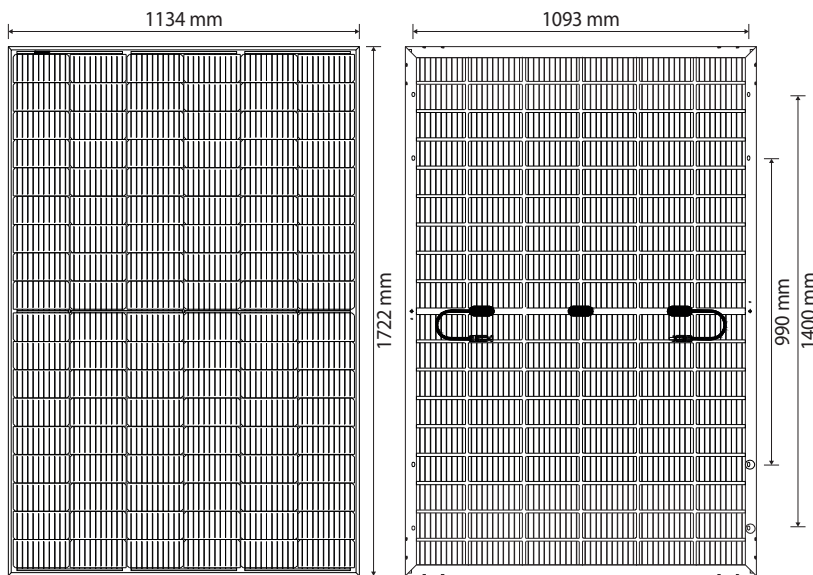
PERFORMANCE GUARANTEE

20 year warranty and a linear performance guarantee over a period of 25 years



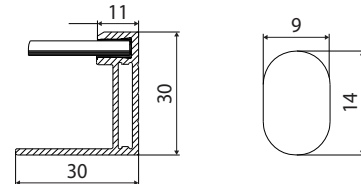
REINSURANCE COVERAGE

BAUER is reinsured for 12 years of the product's warranty and 25 years of the product's performance guarantee



BAUER SOLARTECHNIK PERFORMANCE

BS-108M10HB 400 - 410 W



WARRANTIES¹

20 years product warranty

25 years performance guarantee

PHYSICAL SPECIFICATIONS

Module dimensions	1722 x 1134 x 30 mm
Weight	21,4 kg
Frame	Anodized aluminium alloy (black)
Frontside	Performance anti-reflection glass, 3,2 mm
Embedding material	EVA
Backside	Foil (white)
Solar Cells	108 monokristalline half-cells
Bifaciality	-
Junction box	IP68, 3 bypass diodes
Cable & connector	1x4 mm ² , 1300 mm, MC4 compatible

OPERATING CONDITIONS

Operating temperature	-40 to 85°C
Static load	5400 Pa (snow/wind)
Hail	Ø 25 mm at 23 m/s

CERTIFICATION

IEC 61215, IEC 61730

PACKAGING

Modules per pallet	36
Pallets/modules per truck	26/936

ELECTRICAL CHARACTERISTICS²

		BS-400-108M10HB	BS-405-108M10HB	BS-410-108M10HB
Maximum power	P _{max} (W)	400	405	410
Power output tolerance	P _{max} (%)	0 ~ +3	0 ~ +3	0 ~ +3
Open circuit voltage	V _{oc} (V)	37,20	37,36	37,54
Short circuit current	I _{sc} (A)	13,68	13,78	13,86
Voltage at maximum power	V _{mpp} (V)	31,17	31,36	31,55
Current at maximum power	I _{mpp} (A)	12,84	12,92	13,00
Module efficiency	η _m (%)	20,49	20,75	21,00
Nominal operating cell temperature	NOCT (°C)	45 +/- 2		
Temperature coefficient of Voc	T _k (Voc)	-0,27 %/°C		
Temperature coefficient of I _{sc}	T _k (I _{sc})	+0,048 %/°C		
Temperature coefficient of P _{mpp}	T _k (P _{mpp})	-0,32 %/°C		
Maximum system voltage DC (TÜV)	(V)	1500		
Maximum series fuse rating	(A)	30		

¹Nominal value is specified in the written warranty conditions. A possible light-induced degradation in performance is not taken into account. ²Values under Standard Test Conditions (STC): air mass 1,5 AM, irradiance 1000 W/m², cell temperature 25°C. STC measuring tolerance: ±3 % (P_{max}), ±10 % (V_{max}, I_{mpp}, V_{oc}, I_{sc}). The beneficiary under the reinsurance policy is solely Bauer Solar GmbH. Please contact us to get information on how this insurance coverage benefits you as a customer. Note: please read the safety instructions and installation manual before using this product.
Subject to change. © 2023 Bauer Solar GmbH. Effective: 04/04/23.

DISTRIBUTION